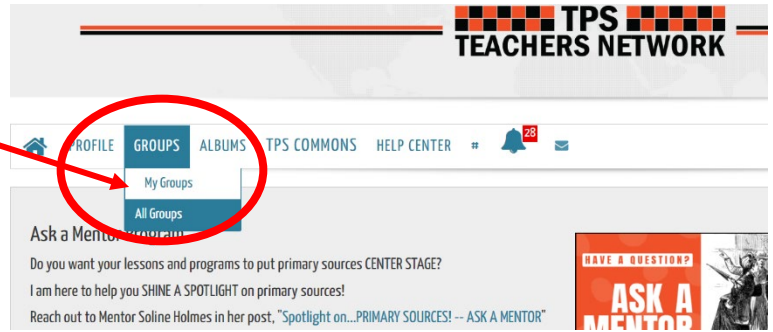


How to Access TPS Consortium Logos

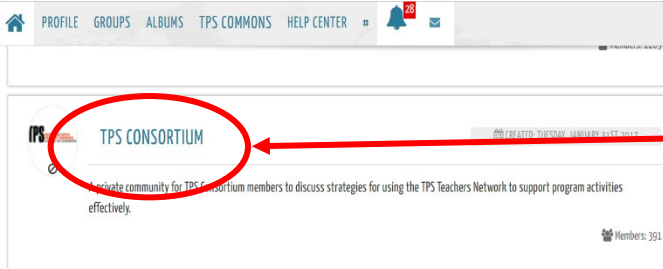
1. Log onto the TPS Teachers Network: www.tpsteachersnetwork.org

2.

Click "Groups", then dropdown to "My Groups". The groups that you have joined will show below.



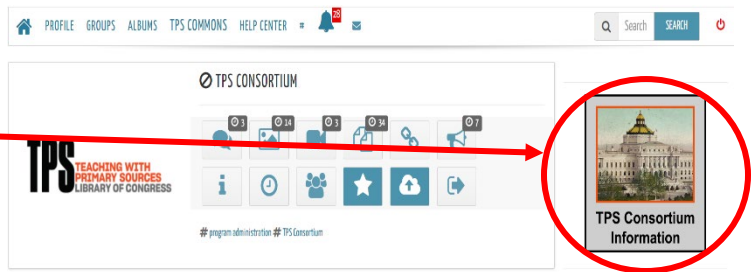
3.



Click on TPS Consortium group (it will take you to the TPS Consortium site.)

4.

On the right side, click the picture entitled "TPS Consortium Information"



5.

On the TPS Consortium Information page - click Communications Guidelines (on the left)



6.



Communications Guidelines

To promote branding and recognition for the Teaching with Primary Sources Congress requires all TPS Consortium members to use the guideline Communications Guidelines document, as applicable, to their TPS-related delivered online, electronically or in print.

Download full [TPS Consortium Communications Guidelines](#) here

Logos for download

- All files [Google folder]
- TPS-headerID_horiz_member (002).eps

This page will provide you with downloadable logos and the TPS Consortium Communications Guidelines.