







Book Backdrops: Connecting Literature and Primary Sources

| | | |
|---|---|--|
| <p>Cover Image</p>  | <p>Title: Betsy Ross: The Story of Our Flag</p> <p>Author: Pamela Chanko</p> <p>Grade Level(s): Pre-K-Kind.</p> <p>Topic/Theme: The story of Betsy Ross and how she made our first flag.</p> | <p>Book Type: Paperback</p> <p>Setting and Time Period: 1776</p> <p>Subjects: This book tells us about Betsy Ross's life and how she was chosen to make our first flag.</p> |
| <p>Primary Source Thumbnail</p> | <p>Caption Publication Information Book Notes</p> | <p>URL</p> |
|  | <p>Title: Yankee volunteers marching into Dixie / J.H. Bufford's lith., Boston.</p> <p>Date Created/Published: Washington City: Published by C.F. Morse; Boston G.A. Morse c1862.</p> <p>Book Connection: This picture show soldiers carrying the flag that Betsy Ross created during a battle. Our soldiers always carry our flag. Why do you think they carry our flag?</p> | <p>http://www.loc.gov/pictures/item/2008661637/</p> |
|  | <p>Title: [Making the flag]</p> <p>Creator(s): Ferris, Jean Louis Gerome, 1863-1930, artist</p> <p>Date Created/Published: [between 1900 and 1920]</p> <p>Book Notes: Betsy Ross is cutting out the stars for the first American flag. Each star has five points. Betsy showed them how she could do this easier than six points.</p> | <p>http://www.loc.gov/pictures/item/det1994023454/PP/</p> |
|  | <p>Title: Betsy Ross 1941. Old Glory is turned out en masse by busy fingers at an eastern Navy yard. National and signal flags are needed in abundance for expanding Navy</p> <p>Creator(s): Palmer, Alfred T., photographer</p> <p>Date Created/Published: 1941?</p> <p>Book Notes: These ladies are sewing flags for the people in the Navy to take on their boats.</p> | <p>http://www.loc.gov/pictures/item/oem2002000432/PP/</p> |



| | | |
|--|---|--|
|  | <p>Title: The Birth of Old Glory / from painting by Moran. Date Created/Published: c1917.</p> <p>Book Notes: Betsy Ross shows the flag she made to George Washington; our first president. George Washington was one of the men who asked her to make our flag. She knew him from church and had sewn for him before. She was a seamstress. What is a seamstress? Why do you think they asked her to make the flag with stars and stripes? What colors are in the flag?</p> | <p>http://www.loc.gov/pictures/item/93515921/</p> |
|  | <p>Title: Women workers at quartermaster depot. The tradition of Betsy Ross is being kept alive in this quartermaster corps depot where this young woman worker assists in the creation of American flags for military activities. Philadelphia Quartermaster Corps Creator(s): Liberman, Howard, photographer Date Created/Published: 1942 May.</p> <p>Notes: A woman making a flag for soldiers to carry in battle. Why do they carry flags?</p> | <p>http://www.loc.gov/pictures/item/oem2002002968/PP/</p> |
|  | <p>Title: "Betsy Ross of the Capitol." Washington, D.C. Mrs. Georgeicanna Higgins. Official title is Seamstress to the United States Senate, but for years has been called the "Betsy Ross of the Capitol." She is responsible for keeping the flag that flies over the Senate wing of the Capitol in proper flapping order. This is no mean job since the flag flies night and day when the Senate is in session, which means a terrific beating from the elements, an average of 12 Flags is used each session Creator(s): Harris & Ewing, photographer Date Created/Published: [19]37 March 2.</p> <p>Book Notes: Betsy sewing our flag with needle and thread. Why didn't she use a sewing machine? How do you know it was a long time ago?</p> | <p>http://www.loc.gov/pictures/item/hec2009008972/</p> |

Created by: Susan Grimes
Updated: September 5, 2011